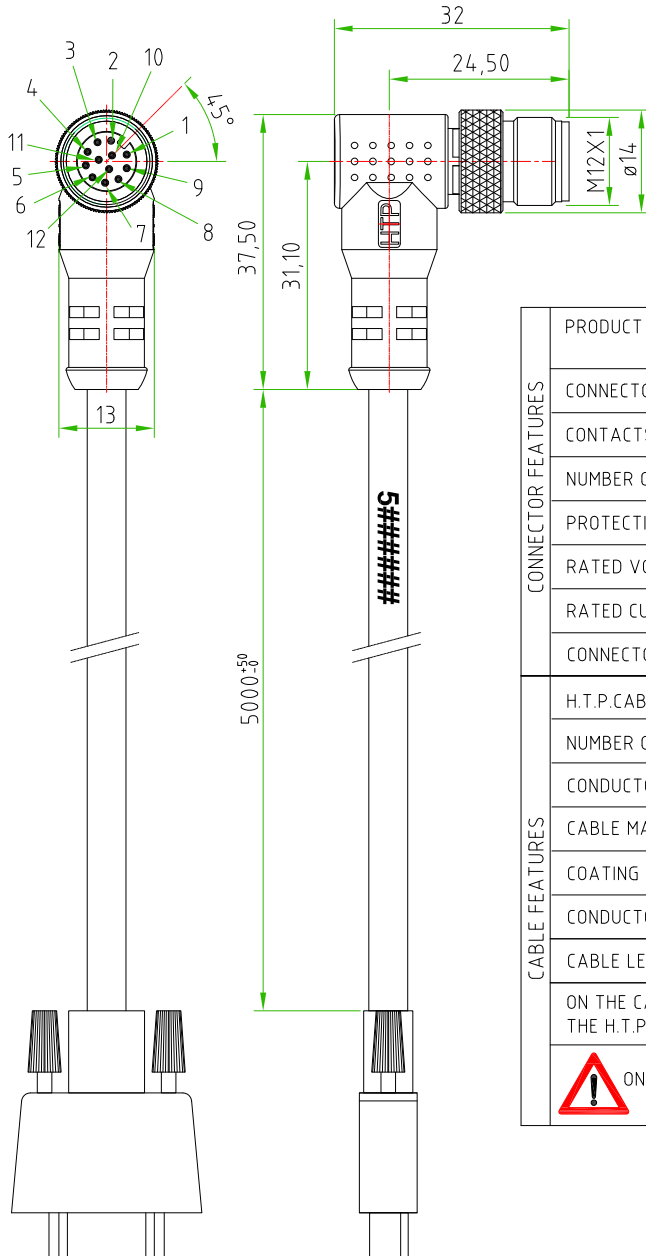
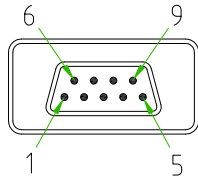


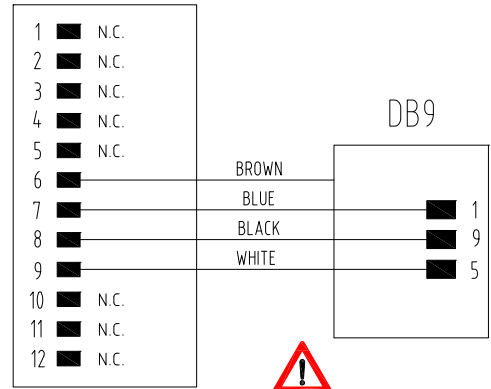
Rev.		Modify		Date		Signed		Approved	
------	--	--------	--	------	--	--------	--	----------	--

Rev.		Modify		Date		Signed		Approved	
------	--	--------	--	------	--	--------	--	----------	--

Rev.	01	Modify	-	Date	2019.04.12	Signed	SUGLIANI CIMMINO	Approved	
------	----	--------	---	------	------------	--------	------------------	----------	--



Y-M12 12POLES



CONNECTOR FEATURES	PRODUCT TYPE	M12 CIRCULAR CONNECTOR WITH MOULDED CABLE
	CONNECTOR TYPE	ANGLED 90°
	CONTACTS TYPE	MALE 12POLES
	NUMBER OF CONTACTS CONNECTED	N°12
	PROTECTION CLASS	IP69K
	RATED VOLTAGE	30V AC/DC
RATED CURRENT	1,5A	
CONNECTOR WITH H.T.P.LOGO		
CABLE FEATURES	H.T.P.CABLE CODE	CAVO A-4
	NUMBER OF CONDUCTORS	N°4
	CONDUCTORS SECTION	0,25mm ²
	CABLE MATERIAL	PVC CEI2022
	COATING COLOUR	BLACK
	CONDUCTORS INSULATION MATERIAL	PVC
CABLE LENGHT	5000mm	
ON THE CABLE, NEAR THE CONNECTOR HEAD, MUST BE SILK PRINTED THE H.T.P. PRODUCTION DATE CODE 5#####		
ON THE CABLE MUST NOT BE APPLIED HOLDERS FOR CABLE MARKING.		

<i>CUSTOMER APPROVAL</i>	
<i>SIGNATURE</i>	<i>DATE</i>
<i>PLEASE SIGN AND RETURN</i>	

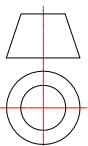
Designer	SUGLIANI R.	Date	2019-03-11	Tolerance	±0.3	Units:	mm	Series	M12	Drawing n.
Approved	CIMMINO L.	Date	2019-03-11	Scale	1:1	Size:	A4	Customer code:		

DESCRIPTION
CIRCULAR CONNECTOR M12, MALE, ANGLED 90°, 12POLES, +DB9
FIELD ATTACHABLE CONNECTOR, WITH CABLE PVC/PVC CEI2022
4x0.25mm², BLACK COLOUR, L=5m, CONNECTOR WITH H.T.P.LOGO

H.T.P.PART NUMBER
12MA12A5ZMB-PLC



A4





PACKAGING:
SINGLY PACKED IN A PLASTIC BAG.
IN EACH PLASTIC BAG MUST BE INSERTED THE
"DB9 CONNECTIONS SHEET"

105

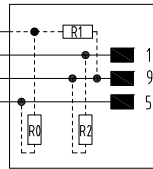


DB9 CONNECTIONS SHEET

M12 12 POLES CONNECTOR

1	N.C.
2	N.C.
3	N.C.
4	N.C.
5	N.C.
6	N.C.
7	
8	
9	
10	N.C.
11	N.C.
12	N.C.

DB9 CONNECTOR



MEANS CONNECTION
NOT PRESENT

PAY ATTENTION:

1. THE RESISTORS ARE NOT SUPPLY WITH THE DEVICE.
2. IF THE CABLE LENGTH IS $\leq 5m$ THE RESISTORS ARE NOT NEEDED

R NAME	VALUE	FUNCTION
R0	0Ω	JUMPER
R1	120Ω	TERMINATION RESISTANCE
R2	470Ω	POLARIZATION RESISTANCE

WHEN ADD R0

R0 (JUMPER) MUST BE INSERTED ONLY IF R1 IS REQUIRED

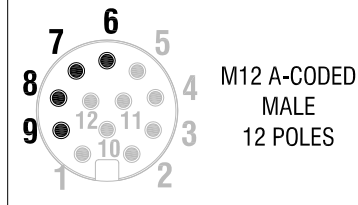
WHEN ADD R1

IF THE JUNCTION BOX IS THE LAST DEVICE INTO THE MODBUS LINE THE R1 MUST BE INSERTED

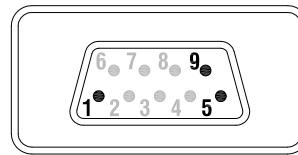
WHEN ADD R2

IF NONE OF THE DEVICE INTO THE MODBUS LINE IS COMPLETE OF THE POLARIZATION RESISTOR THE R2 MUST BE ADDED

M12 12 POLES MALE CONNECTOR



DB9 CONNECTOR



14,8

Rev.		Modify		Date		Signed		Approved	
------	--	--------	--	------	--	--------	--	----------	--

Rev.		Modify		Date		Signed		Approved	
------	--	--------	--	------	--	--------	--	----------	--

Rev.	01	Modify	-	Date	2019.04.12	Signed	SUGLIANI CIMMINO	Approved	
------	----	--------	---	------	------------	--------	------------------	----------	--

CUSTOMER APPROVAL

SIGNATURE DATE

PLEASE SIGN
AND RETURN

Designer	SUGLIANI R.	Date	2019-03-11	Tolerance	±0.3	Units:	mm	Series	M12	Drawing n.	2-2
Approved	CIMMINO L.	Date	2019-03-11	Scale	1:1	Size:	A4	Customer code:			

DESCRIPTION

CIRCULAR CONNECTOR M12, MALE, ANGLED 90°, 12 POLES, +DB9
FIELD ATTACHABLE CONNECTOR, WITH CABLE PVC/PVC CEI2022
4x0.25mm², BLACK COLOUR, L=5m, CONNECTOR WITH H.T.P. LOGO

H.T.P. PART NUMBER

12MA12A5ZMB-PLC



A4

